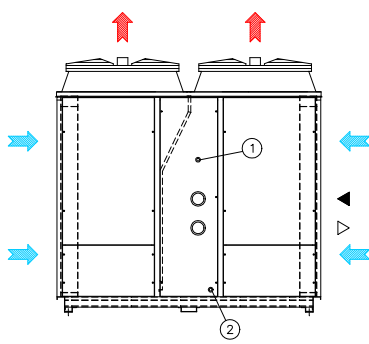
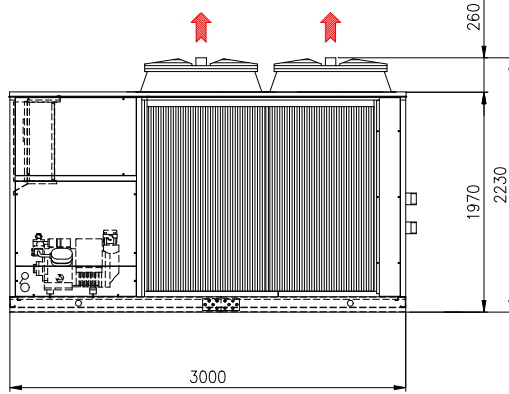




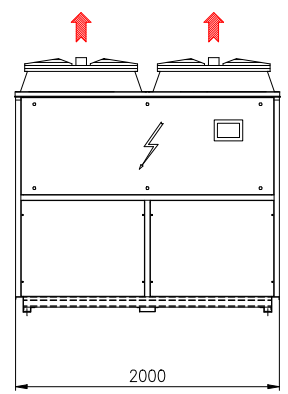
Esquema de dimensiones mod. 802 - 1002



BACK VIEW



SIDE VIEW



FRONT VIEW

① AIR PURGE VALVE

② WATER DISCHARGE

↑ CONDENSER AIR FLOW

◀ WATER INLET DN80 - 3" - BSP M.

▶ WATER OUTLET DN80 - 3" - BSP M.

